













People and Communities Committee

Quarterly Finance Report

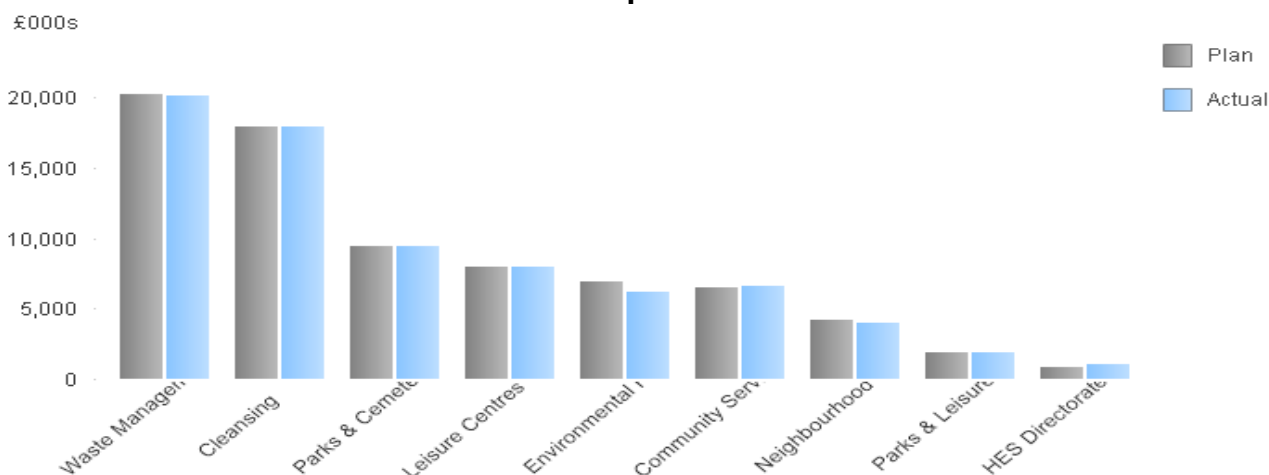
Report Period: Quarter 4, 2017/18

Dashboard

Quarter 4, 2017-2018

Revenue Section			
Committee	YTD	YTD Var £000s	Var %
Waste Management		(142)	(0.7)%
Cleansing		23	0.1%
Parks & Cemetery Services		(23)	(0.2)%
Leisure Centres		(5)	(0.1)%
Environmental Health CN		(728)	(10.5)%
Community Services		61	0.9%
Neighbourhood & Development		(224)	(5.4)%
Parks & Leisure Business Support		41	2.2%
HES Directorate Support		150	17.2%
Total		(848)	(1.1)%

Committee Net Revenue Expenditure: Year End 2017/18



The **Quarter 4** position for People and Communities Committee is an under spend of **£848k** or **1.1%** of the budget. The main reasons for this are:

Waste Management net expenditure at Quarter 4 is £142,431 (0.7%) below budget and is primarily in relation to decreased residual disposal costs from increased food waste and dry recycling.

Cleansing Services net expenditure at Quarter 4 is £23,319 (0.1%) above budget which is within acceptable variance limits.

Parks and Cemetery Services net expenditure at Quarter 4 is £23,386 (0.2%) below budget and is due to additional income of £396k - £133k relates to the crematorium. There is a £18k over spend in employee costs, due to seasonal and operational requirements some of which is offset by income. Premises expenditure is £116k below budget due to reduction in utility costs, insurance and the delay in programmes of work. Hired and contracted services are overspent by £391k much of this is offset by income generating activities. Transport costs are £94k overspent due to the hire of vehicles. Miscellaneous expenditure including compensation claims are £29k below estimate as work has been ongoing with Legal Services to reduce these.

Leisure Services net expenditure at Quarter 4 is £4,932 (0.1%) under budget due to premises insurance premiums being lower than estimate.

Environmental Health net expenditure at Quarter 4 £728,290 (10.5%) below budget and is due in the main to vacant posts/reduced hours, and additional unplanned income.

Community Services net expenditure at Quarter 4 is £60,706 (0.9%) over budget. The primary drivers to this include overspends in employee costs £21k and unbudgeted compensation claims £18k.

Neighbourhood and Development Services net expenditure at Quarter 4 is £224,406 (5.4%) below budget. Additional unbudgeted income and grants of £640k including income for management fees for governments schemes has been received - £507k of this was used on maintenance schemes. There is £62k under spend in employee costs, due to vacant posts and posts under review. Grant programmes are under claimed by £76k.

Directorate Support net expenditure at Quarter 4 was £190,922 (6.9%) over budget and is in relation to costs associated with staff and supplies and services.

People and Communities Committee

Section Expenditure Budgetary Analysis Year Ending 31st March 2018

	Plan £000s	Actuals £000s	Variance £000s	% Variance
Waste Management	20,273	20,130	-142	-0.7%
Cleansing	17,937	17,961	23	0.1%
Parks & Cemetery Services	9,414	9,390	-23	-0.2%
Leisure Centres	7,976	7,971	-5	-0.1%
Environmental Health CN	6,914	6,186	-728	-10.5%
Community Services	6,546	6,607	61	0.9%
Neighbourhood & Development	4,193	3,968	-224	-5.4%
Parks & Leisure Business Support	1,863	1,904	41	2.2%
HES Directorate Support	873	1023	150	17.2%
Total	75,989	75,140	-848	-1.1%